

High-Volume TSP Sampler
5-Point Calibration Record

Location : AM1 (ICC)
Calibrated by : K.T.Ho
Date : 20/03/2020

Sampler

Model : TE-5170
Serial Number : S/N 0767

Calibration Orifice and Standard Calibration Relationship

Serial Number : 2454
Service Date : 18 February 2020
Slope (m) : 2.07134
Intercept (b) : -0.040910
Correlation Coefficient(r) : 0.99999

Standard Condition

Pstd (hpa) : 1013
Tstd (K) : 298.18

Calibration Condition

Pa (hpa) : 1015
Ta(K) : 297

Resistance Plate		dH [green liquid] (inch water)	Z	X=Qstd (cubic meter/min)	IC (chart)	Y (corrected)
1	18 holes	11.2	3.361	1.642	58	58.25
2	13 holes	8.2	2.876	1.408	50	50.22
3	10 holes	6.2	2.501	1.227	42	42.18
4	7 holes	4.4	2.107	1.037	32	32.14
5	5 holes	2.6	1.619	0.802	20	20.09

Notes: $Z = \text{SQRT}\{dH(Pa/Pstd)(Tstd/Ta)\}$, $X = Z/m - b$, $Y(\text{Corrected Flow}) = IC * \{\text{SQRT}(Pa/Pstd)(Tstd/Ta)\}$

Sampler Calibration Relationship

Slope(m): 45.943 Intercept(b): -15.624 Correlation Coefficient(r): 0.9960

Checked by: 
Magnum Fan

Date: 23/03/2020

High-Volume TSP Sampler
5-Point Calibration Record

Location : AM1(ICC)
Calibrated by : K.T.Ho
Date : 20/05/2020

Sampler

Model : TE-5170
Serial Number : S/N 0767

Calibration Orifice and Standard Calibration Relationship

Serial Number : 2454
Service Date : 18 February 2020
Slope (m) : 2.07134
Intercept (b) : -0.04091
Correlation Coefficient(r) : 0.99999

Standard Condition

Pstd (hpa) : 1013
Tstd (K) : 298.18

Calibration Condition

Pa (hpa) : 1005
Ta(K) : 301

Resistance Plate		dH [green liquid] (inch water)	Z	X=Qstd (cubic meter/min)	IC (chart)	Y (corrected)
1	18 holes	10.2	3.165	1.548	60	59.46
2	13 holes	8.2	2.838	1.390	52	51.54
3	10 holes	6.2	2.468	1.211	42	41.62
4	7 holes	3.8	1.932	0.952	32	31.71
5	5 holes	2.2	1.470	0.729	20	19.82

Notes: $Z = \text{SQRT}\{dH(Pa/Pstd)(Tstd/Ta)\}$, $X = Z/m - b$, $Y(\text{Corrected Flow}) = IC * \{\text{SQRT}(Pa/Pstd)(Tstd/Ta)\}$

Sampler Calibration Relationship

Slope(m): 47.601 Intercept(b): -14.678 Correlation Coefficient(r): 0.9984

Checked by: 
Magnum Fan

Date: 23/05/2020

High-Volume TSP Sampler
5-Point Calibration Record

Location : AM2B (Gammon Office)
Calibrated by : K.T.Ho
Date : 20/03/2020

Sampler

Model : TE-5170
Serial Number : S/N 8919

Calibration Orifice and Standard Calibration Relationship

Serial Number : 2454
Service Date : 18 February 2020
Slope (m) : 2.07134
Intercept (b) : -0.040910
Correlation Coefficient(r) : 0.99999

Standard Condition

Pstd (hpa) : 1013
Tstd (K) : 298.18

Calibration Condition


Pa (hpa) : 1015
Ta(K) : 297

Resistance Plate		dH [green liquid] (inch water)	Z	X=Qstd (cubic meter/min)	IC (chart)	Y (corrected)
1	18 holes	12.0	3.479	1.699	60	60.26
2	13 holes	9.0	3.013	1.474	56	56.24
3	10 holes	6.6	2.580	1.265	48	48.21
4	7 holes	4.0	2.009	0.990	34	34.15
5	5 holes	2.0	1.420	0.705	24	24.10

Notes: $Z = \sqrt{dH(Pa/Pstd)(Tstd/Ta)}$, $X = Z/m - b$, $Y(\text{Corrected Flow}) = IC * \{\sqrt{dH(Pa/Pstd)(Tstd/Ta)}\}$

Sampler Calibration Relationship

Slope(m): 38.403 Intercept(b): -2.521 Correlation Coefficient(r): 0.9906

Checked by: 
Magnum Fan

Date: 23/03/2020

High-Volume TSP Sampler
5-Point Calibration Record

Location : AM2B (Gammon Office)
Calibrated by : K.T.Ho
Date : 20/05/2020

Sampler

Model : TE-5170
Serial Number : S/N 8919

Calibration Orifice and Standard Calibration Relationship

Serial Number : 2454
Service Date : 18 February 2020
Slope (m) : 2.07134
Intercept (b) : -0.04091
Correlation Coefficient(r) : 0.99999

Standard Condition

Pstd (hpa) : 1013
Tstd (K) : 298.18

Calibration Condition


Pa (hpa) : 1005
Ta(K) : 301

Resistance Plate		dH [green liquid] (inch water)	Z	X=Qstd (cubic meter/min)	IC (chart)	Y (corrected)
1	18 holes	12.0	3.433	1.677	60	59.46
2	13 holes	8.2	2.838	1.390	52	51.54
3	10 holes	6.2	2.468	1.211	42	41.62
4	7 holes	3.8	1.932	0.952	32	31.71
5	5 holes	2.2	1.470	0.729	20	19.82

Notes: $Z = \sqrt{dH(Pa/Pstd)(Tstd/Ta)}$, $X = Z/m - b$, $Y(\text{Corrected Flow}) = IC * \{\sqrt{dH(Pa/Pstd)(Tstd/Ta)}\}$

Sampler Calibration Relationship

Slope(m): 42.242 Intercept(b): -9.521 Correlation Coefficient(r): 0.9938

Checked by: 
Magnum Fan

Date: 23/05/2020



Certificate of Calibration

Calibration Certification Information

Cal. Date: February 18, 2020 Rootmeter S/N: 438320 Ta: 29.4 °K
 Operator: Jim Tisch Pa: 753.1 mm Hg
 Calibration Model #: TE-5025A Calibrator S/N: 2454

Run	Vol. Init (m3)	Vol. Final (m3)	ΔVol. (m3)	ΔTime (min)	ΔP (mm Hg)	ΔH (in H2O)
1	1	2	1	1.4190	5.2	2.00
2	3	4	1	1.0100	6.4	4.00
3	5	6	1	0.9020	7.9	5.00
4	7	8	1	0.8600	8.8	5.50
5	9	10	1	0.7110	12.7	8.00

Data Tabulation

Vstd (m3)	Qstd (x-axis)	$\sqrt{\Delta H \left(\frac{Pa}{Pstd} \right) \left(\frac{Tstd}{Ta} \right)}$ (y-axis)	Va	Qa (x-axis)	$\sqrt{\Delta H \left(\frac{Ta}{Pa} \right)}$ (y-axis)
1.0001	0.7048	1.4173	0.9958	0.7017	0.8836
0.9959	0.9860	2.0044	0.9915	0.9817	1.2496
0.9939	1.1019	2.2410	0.9895	1.0970	1.3971
0.9927	1.1543	2.3504	0.9883	1.1492	1.4653
0.9875	1.3889	2.8347	0.9831	1.3828	1.7672
QSTD		m= 2.07134	QA		m= 1.29704
		b= -0.04091			b= -0.02551
		r= 0.99999			r= 0.99999

Calculations

Vstd = ΔVol[(Pa-ΔP)/Pstd](Tstd/Ta)	Va = ΔVol[(Pa-ΔP)/Pa]
Qstd = Vstd/ΔTime	Qa = Va/ΔTime
For subsequent flow rate calculations:	
Qstd = 1/m $\left(\sqrt{\Delta H \left(\frac{Pa}{Pstd} \right) \left(\frac{Tstd}{Ta} \right)} - b \right)$	Qa = 1/m $\left(\sqrt{\Delta H \left(\frac{Ta}{Pa} \right)} - b \right)$

Standard Conditions

Tstd	298.15 °K
Pstd	760 mm Hg
Key	
ΔH	calibrator manometer reading (in H2O)
ΔP	rootmeter manometer reading (mm Hg)
Ta	actual absolute temperature (°K)
Pa	actual barometric pressure (mm Hg)
b	intercept
m	slope

RECALIBRATION

US EPA recommends annual recalibration per 1998 40 Code of Federal Regulations Part 50 to 51, Appendix B to Part 50, Reference Method for the Determination of Suspended Particulate Matter in the Atmosphere, 9.2.17, page 30



SUB-CONTRACTING REPORT

CONTACT : MR K.W. FAN
CLIENT : ENVIROTECH SERVICES CO.
ADDRESS : RM113, 1/F, MY LOFT, 9 HOI WING ROAD,
TUEN MUN, N.T. HONG KONG

WORK ORDER : **HK1950885**

SUB-BATCH : 1
DATE RECEIVED : 3-DEC-2019
DATE OF ISSUE : 13-DEC-2019
NO. OF SAMPLES : 1
CLIENT ORDER : ---

PROJECT : ---

General Comments

- Sample(s) was/ were submitted by client. Sample(s) arrived laboratory in ambient condition. The result(s) related only to the item(s) tested.
- Sample information (Project name, Sample ID, Sampling date/time, etc., if any) is provided by client.
- Calibration was subcontracted to and analysed by Action United Enviro Services.

Signatories

This document has been signed by those names that appear on this report and are the authorised signatories

Signatories

Position

Richard Fung

Managing Director

This is the Final Report and supersedes any preliminary report with this batch number.

Results apply to sample(s) as submitted. All pages of this report have been checked and approved for release.

ALS Technichem (HK) Pty Ltd
Part of the ALS Laboratory Group

11/F, Chung Shun Knitting Centre 1 - 3 Wing Yip Street Kwai Chung N.T. Hong Kong
Tel. +852 2610 1044 Fax. +852 2610 2021 www.alsglobal.com

WORK ORDER : HK1950885
SUB-BATCH : 1
CLIENT : ENVIROTECH SERVICES CO.
PROJECT : ----



ALS Lab ID	Client's Sample ID	Sample Type	Sample Date	External Lab Report No.
HK1950885-001	S/N: 235780	Equipments	03-Dec-2019	235780

Equipment Verification Report (TSP)

Equipment Calibrated:

Type: Laser Dust monitor
Manufacturer: Sibata LD-3B
Serial No. 235780
Equipment Ref: Nil
Job Order HK1950885

Standard Equipment:

Standard Equipment: Higher Volume Sampler (TSP)
Location & Location ID: AUES office (calibration room)
Equipment Ref: HVS 018
Last Calibration Date: 3 December 2019

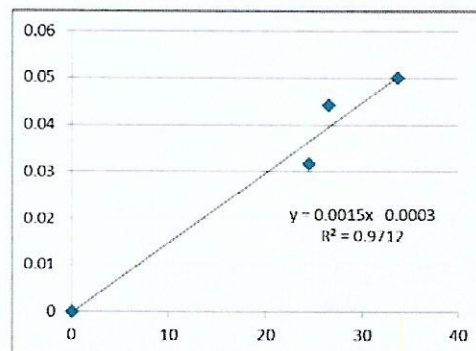
Equipment Verification Results:

Verification Date: 10 December 2019

Hour	Time	Mean Temp °C	Mean Pressure (hPa)	Concentration in mg/m ³ (Standard Equipment)	Total Count (Calibrated Equipment)	Count/Minute (Total Count/min)
2hr02min	09:08 ~ 11:10	18.4	1018.6	0.032	2989	24.5
2hr01min	11:15 ~ 13:16	18.4	1018.6	0.044	3203	26.6
2hr01min	13:22 ~ 15:23	18.4	1018.6	0.050	4060	33.7

Linear Regression of Y or X

Slope (K-factor): 0.0015
Correlation Coefficient 0.9855
Date of Issue 13 December 2019



Remarks:

1. Strong Correlation ($R > 0.8$)
2. Factor 0.0015 should be applied for TSP monitoring

*If $R < 0.5$, repair or re-verification is required for the equipment

Operator: Fai So Signature:  Date: 13 December 2019

QC Reviewer: Ben Tam Signature:  Date: 13 December 2019

ALS Laboratory Group

ANALYTICAL CHEMISTRY & TESTING SERVICES



SUB-CONTRACTING REPORT

CONTACT	: MR K.W. FAN	WORK ORDER	: HK1950891
CLIENT	: ENVIROTECH SERVICES CO.		
ADDRESS	: RM113, 1/F, MY LOFT, 9 HOI WING ROAD, TUEN MUN, N.T. HONG KONG	SUB-BATCH	: 1
		DATE RECEIVED	: 3-DEC-2019
		DATE OF ISSUE	: 13-DEC-2019
PROJECT	: ----	NO. OF SAMPLES	: 1
		CLIENT ORDER	: ----

General Comments

- Sample(s) was/ were submitted by client. Sample(s) arrived laboratory in ambient condition. The result(s) related only to the item(s) tested.
- Sample information (Project name, Sample ID, Sampling date/time, etc., if any) is provided by client.
- Calibration was subcontracted to and analysed by Action United Enviro Services.

Signatories

This document has been signed by those names that appear on this report and are the authorised signatories

Signatories

Position

Richard Fung

Managing Director

This is the Final Report and supersedes any preliminary report with this batch number.

Results apply to sample(s) as submitted. All pages of this report have been checked and approved for release.

ALS Technichem (HK) Pty Ltd
Part of the ALS Laboratory Group

11/F, Chung Shun Knitting Centre 1 - 3 Wing Yip Street Kwai Chung N.T. Hong Kong
Tel. +852 2610 1044 Fax. +852 2610 2021 www.alsglobal.com

WORK ORDER : HK1950891
SUB-BATCH : 1
CLIENT : ENVIROTECH SERVICES CO.
PROJECT : ----



ALS Lab ID	Client's Sample ID	Sample Type	Sample Date	External Lab Report No.
HK1950891-001	S/N: 6Z7784	Equipments	03-Dec-2019	6Z7784

Equipment Verification Report (TSP)

Equipment Calibrated:

Type: Laser Dust monitor
Manufacturer: Sibata LD-3B
Serial No. 6Z7784
Equipment Ref: Nil
Job Order HK1950891

Standard Equipment:

Standard Equipment: Higher Volume Sampler (TSP)
Location & Location ID: AUES office (calibration room)
Equipment Ref: HVS 018
Last Calibration Date: 3 December 2019

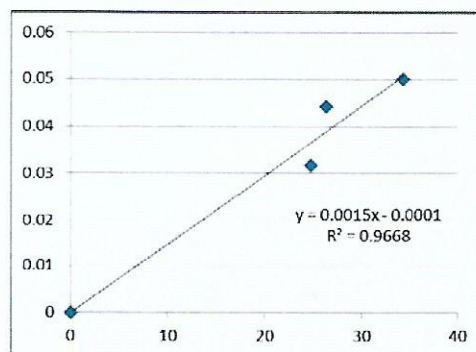
Equipment Verification Results:

Verification Date: 10 December 2019

Hour	Time	Mean Temp °C	Mean Pressure (hPa)	Concentration in mg/m ³ (Standard Equipment)	Total Count (Calibrated Equipment)	Count/Minute (Total Count/min)
2hr02min	09:08 ~ 11:10	18.4	1018.6	0.032	3020	24.8
2hr01min	11:15 ~ 13:16	18.4	1018.6	0.044	3185	26.4
2hr01min	13:22 ~ 15:23	18.4	1018.6	0.050	4141	34.3

Linear Regression of Y or X

Slope (K-factor): 0.0015
Correlation Coefficient 0.9833
Date of Issue 13 December 2019



Remarks:

1. **Strong Correlation** ($R > 0.8$)
2. Factor 0.0015 should be applied for TSP monitoring

*If $R < 0.5$, repair or re-verification is required for the equipment

Operator: Fai So Signature: [Signature] Date: 13 December 2019

QC Reviewer: Ben Tam Signature: [Signature] Date: 13 December 2019

Certificate of Calibration

for

Description: Sound Level Meter
Manufacturer: RION
Type No.: NL-52 (Serial No.: 00175561)
Microphone: UC-53A (Serial No.: 99995)
Preamplifier: NH-25 (Serial No.: 65663)

Submitted by:

Customer: Envirotech Services Co.
Address: Rm.113, 1/F., My Loft, 9 Hoi Wing Road,
Tuen Mun, N.T., Hong Kong.

Upon receipt for calibration, the instrument was found to be:

- ☒ Within
☐ Outside

the allowable tolerance.


The test equipment used for calibration are traceable to National Standards via:

- The Government of The Hong Kong Special Administrative Region Standard & Calibration Laboratory

Date of receipt: 24 September 2019

Date of calibration: 26 September 2019

Calibrated by: 
Calibration Technician

Certified by: 
Mr. Ng Yan Wa
Laboratory Manager

Date of issue: 26 September 2019

Certificate No.: APJ19-095-CC001



Page 1 of 4

1. Calibration Precaution:

- The unit-under-test (UUT) was allowed to stabilize in the laboratory for over 24 hours, and switched on to warm up for over 10 minutes before the commencement of the test.
- The results presented are the mean of 3 measurements at each calibration point.

2. Calibration Conditions:

Air Temperature: 24.1 °C
Air Pressure: 1006 hPa
Relative Humidity: 54.2 %

3. Calibration Equipment:

	Type	Serial No.	Calibration Report Number	Traceable to
Multifunction Calibrator	B&K 4226	2288467	AV180064	HOKLAS

4. Calibration Results

Sound Pressure Level

Reference Sound Pressure Level

Setting of Unit-under-test (UUT)			Applied value		UUT Reading,	IEC 61672 Class 1
Range, dB	Freq. Weighting	Time Weighting	Level, dB	Frequency, Hz	dB	Specification, dB
30-130	dBA SPL	Fast	94	1000	94.0	±0.4

Linearity

Setting of Unit-under-test (UUT)			Applied value		UUT Reading,	IEC 61672 Class 1
Range, dB	Freq. Weighting	Time Weighting	Level, dB	Frequency, Hz	dB	Specification, dB
30-130	dBA SPL	Fast	94	1000	94.0	Ref
			104		104.0	±0.3
			114		114.1	±0.3

Time Weighting

Setting of Unit-under-test (UUT)			Applied value		UUT Reading,	IEC 61672 Class 1
Range, dB	Freq. Weighting	Time Weighting	Level, dB	Frequency, Hz	dB	Specification, dB
30-130	dBA SPL	Fast	94	1000	94.0	Ref
		Slow			94.0	±0.3

Certificate No.: APJ19-095-CC001

Page 2 of 4

Frequency Response

Linear Response

Setting of Unit-under-test (UUT)			Applied value		UUT Reading,	IEC 61672 Class 1
Range, dB	Freq. Weighting	Time Weighting	Level, dB	Frequency, Hz	dB	Specification, dB
30-130	dB	SPL	94	31.5	94.3	± 2.0
				63	94.2	± 1.5
				125	94.1	± 1.5
				250	94.0	± 1.4
				500	94.0	± 1.4
				1000	94.0	Ref
				2000	93.9	± 1.6
				4000	93.7	± 1.6
				8000	91.9	+2.1; -3.1

A-weighting

Setting of Unit-under-test (UUT)			Applied value		UUT Reading,	IEC 61672 Class 1
Range, dB	Freq. Weighting	Time Weighting	Level, dB	Frequency, Hz	dB	Specification, dB
30-130	dBA	SPL	94	31.5	55.2	-39.4 ± 2.0
				63	68.0	-26.2 ± 1.5
				125	78.0	-16.1 ± 1.5
				250	85.4	-8.6 ± 1.4
				500	90.8	-3.2 ± 1.4
				1000	94.0	Ref
				2000	95.1	$+1.2 \pm 1.6$
				4000	94.7	$+1.0 \pm 1.6$
				8000	90.9	-1.1 ± 2.1 ; -3.1

C-weighting

Setting of Unit-under-test (UUT)			Applied value		UUT Reading,	IEC 61672 Class 1
Range, dB	Freq. Weighting	Time Weighting	Level, dB	Frequency, Hz	dB	Specification, dB
30-130	dBC	SPL	94	31.5	91.3	-3.0 ± 2.0
				63	93.4	-0.8 ± 1.5
				125	93.9	-0.2 ± 1.5
				250	94.0	-0.0 ± 1.4
				500	94.0	-0.0 ± 1.4
				1000	94.0	Ref
				2000	93.8	-0.2 ± 1.6
				4000	92.9	-0.8 ± 1.6
				8000	89.0	-3.0 ± 2.1 ; -3.1

Certificate No.: APJ19-095-CC001



Page 3 of 4

5. Calibration Results Applied

The results apply to the particular unit-under-test only. All calibration points are within manufacture's specification as IEC 61672 Class 1.

Uncertainties of Applied Value:

94 dB	31.5 Hz	± 0.15
	63 Hz	± 0.10
	125 Hz	± 0.10
	250 Hz	± 0.05
	500 Hz	± 0.10
	1000 Hz	± 0.05
	2000 Hz	± 0.05
	4000 Hz	± 0.10
	8000 Hz	± 0.10
104 dB	1000 Hz	± 0.05
114 dB	1000 Hz	± 0.05

The uncertainties are evaluated for a 95% confidence level.


Note:

The values given in this certification only related to the values measured at the time of the calibration and any uncertainties quoted will not allow for the equipment long-term drift, variations with environmental changes, vibration and shock during transportation, overloading, mis-handling, or the capability of any other laboratory to repeat the calibration. (A+A)*L shall not be liable for any loss or damage resulting from the use of the equipment.

Certificate No.: APJ19-095-CC001



Page 4 of 4



輝創工程有限公司
Sun Creation Engineering Limited
Calibration & Testing Laboratory

Certificate of Calibration

校正證書

Certificate No. : C192695
證書編號

ITEM TESTED / 送檢項目 (Job No. / 序引編號 : IC19-0995)

Date of Receipt / 收件日期 : 17 May 2019

Description / 儀器名稱 : Precision Acoustic Calibrator
Manufacturer / 製造商 : LARSON DAVIS
Model No. / 型號 : CAL200
Serial No. / 編號 : 11333
Supplied By / 委託者 : Envirotech Services Co.
Room 113, 1/F, My Loft, 9 Hoi Wing Road, Tuen Mun,
New Territories, Hong Kong

TEST CONDITIONS / 測試條件

Temperature / 溫度 : $(23 \pm 2)^{\circ}\text{C}$
Line Voltage / 電壓 : ---

Relative Humidity / 相對濕度 : $(50 \pm 25)\%$

TEST SPECIFICATIONS / 測試規範

Calibration check

DATE OF TEST / 測試日期 : 26 May 2019


TEST RESULTS / 測試結果

The results apply to the particular unit-under-test only.
The results do not exceed manufacturer's specification.
The results are detailed in the subsequent page(s).


The test equipment used for calibration are traceable to National Standards via :

- The Government of The Hong Kong Special Administrative Region Standard & Calibration Laboratory
- The Bruel & Kjaer Calibration Laboratory, Denmark
- Agilent Technologies / Keysight Technologies
- Fluke Everett Service Center, USA

Tested By
測試


H T Wong
Technical Officer

Certified By
核證


K O Lee
Engineer

Date of Issue : 29 May 2019
簽發日期

The test equipment used for calibration are traceable to the Nation Standards as specified in this certificate. This certificate shall not be reproduced except in full, without the prior written approval of this laboratory.

本證書所載校正用之測試器材均可溯源至國際標準。局部複印本證書需先獲本實驗所書面批准。

Sun Creation Engineering Limited - Calibration & Testing Laboratory

c/o 4/F, 1 Hing On Lane, Tuen Mun, New Territories, Hong Kong

輝創工程有限公司 — 校正及檢測實驗室

c/o 香港新界屯門興安里一號四樓

Tel/電話: (852) 2927 2606

Fax/傳真: (852) 2744 8986

E-mail/電郵: callab@suncreation.com

Website/網址: www.suncreation.com

Certificate of Calibration

校正證書

Certificate No. : C192695

證書編號

- The unit-under-test (UUT) was allowed to stabilize in the laboratory for over 12 hours before the commencement of the test.
- The results presented are the mean of 3 measurements at each calibration point.
- Test equipment :

Equipment ID	Description	Certificate No.
CL130	Universal Counter	C183775
CL281	Multifunction Acoustic Calibrator	CDK1806821
TST150A	Measuring Amplifier	C181288

- Test procedure : MA100N.

- Results :

5.1 Sound Level Accuracy

UUT Nominal Value	Measured Value (dB)	Mfr's Spec. (dB)	Uncertainty of Measured Value (dB)
94 dB, 1 kHz	93.8	± 0.2	± 0.2
114 dB, 1 kHz	113.8		

5.2 Frequency Accuracy

UUT Nominal Value (kHz)	Measured Value (kHz)	Mfr's Spec.	Uncertainty of Measured Value (Hz)
1	1.000	1 kHz ± 1 %	± 1

Remark : The uncertainties are for a confidence probability of not less than 95 %.

Note :

Only the original copy or the laboratory's certified true copy is valid.

The values given in this Certificate only relate to the values measured at the time of the test and any uncertainties quoted will not include allowance for the equipment long term drift, variations with environment changes, vibration and shock during transportation, overloading, mis-handling, or the capability of any other laboratory to repeat the measurement. Sun Creation Engineering Limited shall not be liable for any loss or damage resulting from the use of the equipment.



輝創工程有限公司

Sun Creation Engineering Limited

Calibration & Testing Laboratory

Certificate of Calibration

校正證書

Certificate No. : C196453

證書編號

ITEM TESTED / 送檢項目 (Job No. / 序引編號 : IC19-2418) Date of Receipt / 收件日期 : 18 November 2019

Description / 儀器名稱 : Precision Acoustic Calibrator

Manufacturer / 製造商 : LARSON DAVIS

Model No. / 型號 : CAL200

Serial No. / 編號 : 11334

Supplied By / 委託者 : Envirotech Services Co.

Room 113, 1/F, My Loft, 9 Hoi Wing Road, Tuen Mun,
New Territories, Hong Kong

TEST CONDITIONS / 測試條件

Temperature / 溫度 : $(23 \pm 2)^{\circ}\text{C}$

Relative Humidity / 相對濕度 : $(50 \pm 25)\%$

Line Voltage / 電壓 : ---

TEST SPECIFICATIONS / 測試規範

Calibration check

DATE OF TEST / 測試日期 : 30 November 2019

TEST RESULTS / 測試結果

The results apply to the particular unit-under-test only.


The results do not exceed manufacturer's specification & user's specified acceptance criteria.

The results are detailed in the subsequent page(s).


The test equipment used for calibration are traceable to National Standards via :

- The Government of The Hong Kong Special Administrative Region Standard & Calibration Laboratory
- The Bruel & Kjaer Calibration Laboratory, Denmark
- Agilent Technologies / Keysight Technologies
- Fluke Everett Service Center, USA

Tested By :
測試


H T Wong
Technical Officer

Certified By :
核證


K C Lee
Engineer

Date of Issue : 3 December 2019
簽發日期

The test equipment used for calibration are traceable to the Nation Standards as specified in this certificate. This certificate shall not be reproduced except in full, without the prior written approval of this laboratory.

本證書所載校正用之測試器材均可溯源至國際標準。局部複印本證書需先獲本實驗室書面批准。

Sun Creation Engineering Limited - Calibration & Testing Laboratory

c/o 4/F, 1 Hing On Lane, Tuen Mun, New Territories, Hong Kong

輝創工程有限公司 — 校正及檢測實驗室

c/o 香港新界屯門興安里一號四樓

Tel/電話: (852) 2927 2606

Fax/傳真: (852) 2744 8986

E-mail/電郵: callab@suncreation.com

Website/網址: www.suncreation.com

Certificate of Calibration

校正證書

Certificate No. : C196453
證書編號

- The unit-under-test (UUT) was allowed to stabilize in the laboratory for over 12 hours before the commencement of the test.
- The results presented are the mean of 3 measurements at each calibration point.
- Test equipment :

Equipment ID	Description	Certificate No.
CL130	Universal Counter	C193756
CL281	Multifunction Acoustic Calibrator	CDK1806821
TST150A	Measuring Amplifier	C181288

- Test procedure : MA100N.

- Results :

5.1 Sound Level Accuracy

UUT Nominal Value	Measured Value (dB)	User's Spec. (dB)	Uncertainty of Measured Value (dB)
94 dB, 1 kHz	93.8	± 0.5	± 0.2
114 dB, 1 kHz	113.7		

5.2 Frequency Accuracy

UUT Nominal Value (kHz)	Measured Value (kHz)	Mfr's Spec.	Uncertainty of Measured Value (Hz)
1	1.000	1 kHz ± 1 %	± 1

Remarks : - The user's specified acceptance criteria (user's spec.) is a customer pre-defined operating tolerance of the UUT, suitable for one's own intended use.

- The uncertainties are for a confidence probability of not less than 95 %.

Note :

Only the original copy or the laboratory's certified true copy is valid.

The values given in this Certificate only relate to the values measured at the time of the test and any uncertainties quoted will not include allowance for the equipment long term drift, variations with environment changes, vibration and shock during transportation, overloading, mis-handling, or the capability of any other laboratory to repeat the measurement. Sun Creation Engineering Limited shall not be liable for any loss or damage resulting from the use of the equipment.

The test equipment used for calibration are traceable to the Nation Standards as specified in this certificate. This certificate shall not be reproduced except in full, without the prior written approval of this laboratory.

本證書所載校正用之測試器材均可溯源至國際標準。局部複印本證書需先獲本實驗室書面批准。

Sun Creation Engineering Limited – Calibration & Testing Laboratory

c/o 4/F, 1 Hing On Lane, Tuen Mun, New Territories, Hong Kong

輝創工程有限公司 — 校正及檢測實驗室

c/o 香港新界屯門興安里一號四樓

Tel 電話: (852) 2927 2606

Fax 傳真: (852) 2744 8986

E-mail 電郵: callab@suncreation.com

Website 網址: www.suncreation.com